



### **XL-R80 LED LIGHT**

**\$730.88 - \$750.40 GST included**



---

**SKU: N/A**

**Categories:** [LED Auxiliary Lights](#), [XL80](#)

### **PRODUCT DESCRIPTION**

Choose to take your off-road lighting to the next level with BD's 9,500 lumen XL80. Similar to BD's current XL Pro model, the XL80 has the same anodized and powder coat cast aluminium housing and bezel. However, this is where the similarities end. The XL80 features a very powerful LED for greater visibility and increased brightness. As always, Baja Designs offers a 30 Day Satisfaction Guarantee, and Limited Lifetime Warranty.

### **VARIATIONS**





Image	SKU	Price	Description	Pattern	Colour
	760003	\$730.88 GST included	<p><b>Includes:</b> XL-R 80 LED Light Mounting Bracket</p> <p><b>Driving/Combo:</b> Maximum trail coverage in a single light. The Driving/Combo pattern is equipped with both Wide Driving (44°) and spot (6°) optics to provide you with a smooth blend of light for both near field applications and distance (Lighting Zone 3)</p>	Driving/Combo	White
	760013	\$750.40 GST included	<p><b>Includes:</b> XL-R 80 LED Light Mounting Bracket</p> <p><b>Driving/Combo:</b> Maximum trail coverage in a single light. The Driving/Combo pattern is equipped with both Wide Driving (44°) and spot (6°) optics to provide you with a smooth blend of light for both near field applications and distance (Lighting Zone 3)</p>	Driving/Combo	Amber
	760005	\$730.88 GST included	<p><b>Includes:</b> XL-R 80 LED Light Mounting Bracket <b>Wide</b></p> <p><b>Cornering:</b> BD was the first to develop a pattern specifically for cornering, dust and/or fog conditions. The Wide Driving pattern offers a 44° flattened horizontal beam for the ultimate in comfort lighting. (Lighting Zones 1 &amp; 2)</p>	Wide Cornering	White

Image	SKU	Price	Description	Pattern	Colour
	760015	\$750.40 GST included	<p><b>Includes:</b> XL-R 80 LED Light Mounting Bracket <b>Wide</b></p> <p><b>Cornering:</b> BD was the first to develop a pattern specifically for cornering, dust and/or fog conditions. The Wide Driving pattern offers a 44° flattened horizontal beam for the ultimate in comfort lighting. (Lighting Zones 1 &amp; 2)</p>	Wide Cornering	Amber