




### XL-R80 LED LIGHT - PAIR

**\$1,446.32 - \$1,464.10** Price range:  
**\$1,446.32 through \$1,464.10** GST  
included



---

**SKU:** N/A

**Categories:** [LED Auxiliary Lights](#), [XL80](#)

## PRODUCT DESCRIPTION

Choose to take your off-road lighting to the next level with BD's 9,500 lumen XL80. Similar to BD's current XL Pro model, the XL80 has the same anodized and powder coat cast aluminum housing and bezel. However, this is where the similarities end. The XL80 features a very powerful LED for greater visibility and increased brightness. As always, Baja Designs offers a 30 Day Satisfaction Guarantee, and Limited Lifetime Warranty.

## VARIATIONS





Image	SKU	Price	Description	Pattern	Colour
	767803	\$1,446.32 GST included	<p><b>Includes:</b> 2x XL80 LED Light Mounting Bracket Wiring Harness</p> <p><b>Driving/Combo:</b> Maximum trail coverage in a single light. The Driving/Combo pattern is equipped with both Wide Driving (44°) and spot (6°) optics to provide you with a smooth blend of light for both near field applications and distance (Lighting Zone 3)</p>	Driving/Combo	White
	767813	\$1,464.10 GST included	<p><b>Includes:</b> 2x XL80 LED Light Mounting Bracket Wiring Harness</p> <p><b>Driving/Combo:</b> Maximum trail coverage in a single light. The Driving/Combo pattern is equipped with both Wide Driving (44°) and spot (6°) optics to provide you with a smooth blend of light for both near field applications and distance (Lighting Zone 3)</p>	Driving/Combo	Amber

Image	SKU	Price	Description	Pattern	Colour
	767805	\$1,446.32 GST included	<p><b>Includes:</b> 2x XL80 LED Light Mounting Bracket Wiring Harness</p> <p><b>Wide Cornering:</b> BD was the first to develop a pattern specifically for cornering, dust and/or fog conditions. The Wide Driving pattern offers a 44° flattened horizontal beam for the ultimate in comfort lighting. (Lighting Zones 1 &amp; 2)</p>	Wide Cornering	White
	767815	\$1,464.10 GST included	<p><b>Wide Cornering:</b> BD was the first to develop a pattern specifically for cornering, dust and/or fog conditions. The Wide Driving pattern offers a 44° flattened horizontal beam for the ultimate in comfort lighting. (Lighting Zones 1 &amp; 2)</p>	Wide Cornering	Amber