



SQUADRON SPORT LED LIGHT - BLACK

\$221.61 - \$240.22 Price range: \$221.61 through \$240.22 GST included



SKU: N/A

Categories: [LED Auxiliary Lights](#), [Squadron Sport](#)

PRODUCT DESCRIPTION

The Squadron Sport is hands down the best LED on the market today. Although similar in aesthetics to the Squadron Pro, the application for the Sport varies. The Squadron Sport utilizes 4 LEDs producing an impressive 3,100 lumens at 27.5 watts making it ideal for near field, side/backup and scene lighting applications. An industry-first 30 Day Satisfaction Guarantee and Limited Lifetime Warranty is included for the ultimate in purchase protection.

Light Pattern-Spot: A longer and narrower 9 degree beam Focus for illumination further down the trail or road. The Spot pattern is designed to be used in conjunction with additional Wide Driving and/or Driving/Combo beam lights. (Lighting Zone 4 and 5)

Baja Designs Features:

- Light Pattern Spot
- Housing Color Black
- Lens Color Clear
- Satisfaction Guarantee 30 Day Money Back Guarantee



- Limited Lifetime WarrantyComplete Purchase Protection
 - uServiceReplaceable Lenses And Optics
- ClearViewAll The Light, Right Where You Need It.
- MoistureBlock Waterproof, Rain Proof, Submersible
 - CopperDriveOnly LED Driven At 100 percent
- 5000K DaylightLess Driver Fatigue, Natural Color

Specifications:

- Lumens: 3,100 Utilizing 4 LEDs
 - Wattage/Amps: 27.5W / 2A
- Dimensions: 3.07 inch x 2.77 inch x 3.07 inch
 - Weight: 12 ounces
- LED Life Expectancy: 49,930 Hours
- Front Lens: Hard Coated Polycarbonate
- Housing: Powder Coated Cast Aluminum
 - Bezel: Billet Machined Aluminum
- Hardware and Bracket Material: Stainless Steel
 - Exceeds MIL-STD810G (Mil-Spec Testing)
 - Built-In Over voltage Protection
- IP69K (Waterproof, Submersible to 9 Feet)
- IK10 Compliant (Mechanical Impact Testing)

Includes:

- Squadron Sport LED Light - Spot
 - Mounting Bracket

Patterns:

Driving/Combo: Maximum trail coverage in a single light. The Driving/Combo pattern is equipped with both Driving (42°) and spot (9°) optics to provide you with a smooth blend of light for both near field applications and distance (Lighting Zone 3)

Wide Cornering: BD was the first to develop a pattern specifically for cornering, dust and/or fog conditions. The Wide Driving pattern offers a 42° flattened horizontal beam for the ultimate in comfort lighting. (Lighting Zones 1 & 2)

Spot: A longer and narrower 9° beam focus for illumination further down the trail or road. The Spot



pattern is designed to be used in conjunction with additional Wide Driving and/or Driving/Combo beam lights. (Lighting Zone 4 & 5)

Work/Scene: Excellent work light or “scene light” with an extremely smooth 120° circle that projects about 40ft. This pattern is not suitable for driving. (Lighting Zone 7)

VARIATIONS




Image	SKU	Price	Description	Patterns
	550001	\$221.61 GST included		Spot
	550003	\$221.61 GST included		Driving/Combo
	550005	\$221.61 GST included		Wide Cornering

Image	SKU	Price	Description	Patterns
	550006	\$221.61 GST included		Work/Scene
	550011	\$240.22 GST included		Amber Spot
	550013	\$240.22 GST included		Amber Driving/Combo
	550015	\$240.22 GST included		Amber Wide Cornering

Image	SKU	Price	Description	Patterns
	550016	\$240.22 GST included		Amber Work/Scene