


## SQUADRON 2.0 LIGHT POD LENS KIT UNIVERSAL WORK/SCENE



**\$46.11 GST included**



---

**SKU: N/A**

**Categories:** [Accessories](#), [Accessories](#),  
[Accessories](#), [Squadron Pro](#), [Squadron Racer  
Edition](#), [Squadron Sport](#)

### PRODUCT DESCRIPTION

Squadron 2.0 Lens Kits make it easy to replace worn or damaged lenses without affecting your light's warranty. Squadron 2.0 Pro auxiliary lights, these kits are available in three lens colors - Clear, Baja Amber, and Factory Amber - and four beam patterns: Spot, Driving/Combo, Wide Cornering, and Work/Scene. Clear lenses provide maximum brightness for general use, while amber lenses excel in adverse conditions by cutting through dust, fog, rain, and snow with reduced glare and enhanced contrast.

With multiple colors and beam patterns available, customizing your light output for any environment is easier than ever. We also offer a 90-degree lens kit for applications where the light is mounted sideways, ensuring the optics remain correctly oriented. uService technology enthusiasts can easily service their lights on the trail or at home without damaging or voiding the warranty of the lights.

#### Lens Pattern:

**Spot:** A longer and narrower focus beam for illumination further down the trail or road. The Spot pattern is designed to be used in conjunction with additional Wide Cornering and/or Driving Combo beam lights.



**Driving Combo:** Maximum trail coverage in a single light. The driving combo pattern is equipped with both driving and spot optics to provide you with a smooth blend of light for both near field applications in lighting zones 1 and 2 and distance in zone 3.

**Wide Cornering:** The wide cornering pattern offers a flattened horizontal beam, reducing blind spots and enhancing peripheral visibility in lighting zones 1 and 2. This cornering pattern is perfect for inclement weather such as dust, snow, rain or fog conditions while also perfect for seeing obstacles on the trail, trail conditions, and potential hazards - making it easier to navigate through tight turns, winding trails, or through wooded areas.

**Work/Scene:** Emits a wide and even beam pattern designed to illuminate a large area with consistent and evenly distributed light. Ideal for tasks that require good visibility across a work area or scene, such as construction sites, camp setups, pit areas or any outdoor workspaces.

### Lens Color:



**Clear:** The original performance lens. Our clear lens combined with our 5000k LEDs provide light most similar to daylight, reducing driver fatigue and increase terrain recognition.

**Baja Amber:** This performance-driven lens is specifically designed for off-road driving in challenging conditions such as dust, rain, snow, or fog. The Baja Amber lens minimizes glare, enhancing visibility and significantly improving your driving experience.

**Factory Amber:** This replacement lens option is crafted to seamlessly match the OEM running lights found on vehicles today. Factory Amber provides a color temperature best utilized in low-visibility conditions to increase depth perception while minimizing glare.

### VARIATIONS

| Image   | SKU       | Price                | Description | Colour |
|---|-----------|----------------------|-------------|--------|
|  | 66-8406-2 | \$46.11 GST included |             | Clear  |

| Image   | SKU       | Price                | Description | Colour        |
|---|-----------|----------------------|-------------|---------------|
|  | 66-8416-2 | \$46.11 GST included |             | Baja Amber    |
|  | 66-8420-2 | \$46.11 GST included |             | Factory Amber |