

## S1 LED LIGHT - PAIR

**\$400.38 - \$1,062.11** Price range:  
**\$400.38 through \$1,062.11** GST included



**SKU:** N/A

**Categories:** [LED Auxiliary Lights](#), [S1](#)



## PRODUCT DESCRIPTION

Designed from the ground up our new S1 fills the shoes of a large light in a small package! The S1 utilizes a highly specialized reflector and LED combination to outshine the competition. With the 2.1 inch length, width, and height the S1 is highly versatile for any application that is in need of light. Whether you're looking for a light to drive off of, or something to light up a campsite the S1 will exceed your expectations!

### Baja Designs Features:

- Satisfaction Guarantee - 30 Day Money Back Guarantee
- Limited Lifetime Warranty - Complete Purchase Protection
  - uService- Replaceable Lenses And Optics
  - ClearView- All The Light, Right Where You Need It.
- MoistureBlock - Waterproof, Rain Proof, Submersible
  - CopperDrive- Only LED Driven At 100 percent

### 5000K Daylight - Less Driver Fatigue, Natural Color Specifications:

- Lumens: 2,375 Utilizing 1 LED
- Wattage/Amps: 20W / 1.45A



- Dimensions: 2.1 inch x 2.1 inch x 2.1 inch
  - Weight: 0.4 lbs
  - LED Life Expectancy: 49,930 Hours
  - Front Lens: Hard Coated Polycarbonate
- Housing: Hard Anodized and Powder Coated Cast Aluminum
  - Bezel: Billet Machined Aluminum
- Hardware and Bracket Material: Stainless Steel
  - Exceeds MIL-STD810G (Mil-Spec Testing)
  - Built-In Overvoltage Protection
- IP69K (Waterproof up to 9ft and Pressure Washable)
  - IK10 Compliant (Mechanical Impact Testing)

#### **Includes:**

- S1 LED Light Spot Pattern
- Mounting Bracket

#### **Patterns:**

Wide Cornering: BD was the first to develop a pattern specifically for cornering, dust and/or fog conditions. The Wide Driving pattern offers a 42 degree flattened horizontal beam for the ultimate in comfort lighting. (Lighting Zones 1 and 2)

Spot: A longer and narrower 9 degree beam focus for illumination further down the trail or road. The Spot pattern is designed to be used in conjunction with additional Wide Driving and/or Driving/Combo beam lights. (Lighting Zone 4 and 5)

Work/Scene: Excellent work light or in-scene light with an extremely smooth circle that projects about 40ft. This pattern is not suitable for driving. (Lighting Zone 7)

### **VARIATIONS**










Image	SKU	Price	Description	Patterns
	387801	\$400.38 GST included		Spot
				

Image	SKU	Price	Description	Patterns
	387805	\$400.38 GST included		Wide Cornering
				
	387806	\$400.38 GST included		Work/Scene
				
	387807	\$1,062.11 GST included		Spot Laser
				
	387815	\$400.38 GST included		Amber Wide Cornering